

# Recyclable material list

## Fibre




Material & examples	What to know	
	<p><b>Cardboard boxes</b></p> <p>Pizza boxes, direct mail boxes, moving boxes, shoe boxes.</p>	<ul style="list-style-type: none"> <li><input checked="" type="checkbox"/> Place flattened and bundled cardboard 60 x 60 cm next to blue bags at the curb.</li> <li><input checked="" type="checkbox"/> Empty.</li> </ul>
	<p><b>Boxboard</b></p> <p>Cereal boxes, tissue boxes, egg cartons, rolls from toilet paper and paper towel.</p>	<ul style="list-style-type: none"> <li><input checked="" type="checkbox"/> Flatten.</li> <li><input checked="" type="checkbox"/> Empty.</li> </ul>
	<p><b>Paper</b></p> <p>Any colour, including flour bags, prescription bags, paper produce bags.</p> <p>Notebooks, white or coloured loose paper, file folders, other printed materials.</p> <p>Community newspapers, flyers, brochures and magazines.</p> <p>Greeting cards and envelopes, gift boxes.</p>	<ul style="list-style-type: none"> <li><input checked="" type="checkbox"/> Place shredded paper in a tied clear plastic bag.</li> <li><input checked="" type="checkbox"/> Separate from plastic bags used to cover items, remove elastic bands.</li> <li><input checked="" type="checkbox"/> Remove rope handle from bags.</li> <li><input checked="" type="checkbox"/> Do not include soft or hard covered books/novels.</li> </ul>

For details on what goes where, visit [circularmaterials.ca/NS](https://circularmaterials.ca/NS).

# Recyclable material list

## Paper/fibre



Material & examples	What to know
	<p><b>Paper laminate packaging</b> Plates, flour bags, paper and gift bags, muffin or sandwich bags.</p> <p><input checked="" type="checkbox"/> Empty.</p>

For details on what goes where, visit [circularmaterials.ca/NS](https://circularmaterials.ca/NS).

# Recyclable material list

## Containers



### Material & examples

### What to know



#### Plastic containers

Laundry detergent and household cleaner jugs, shampoo, body wash, salad dressing, condiment, dish soap, mouth wash bottles.

Empty.

Lids and caps on.



Food trays, salad, yogurt, peanut butter, bakery and egg containers, plastic cups, plastic tubs and lids.



Toothpaste tubes, deodorant, hand cream tubes.



Small item packaging, hand sanitizer bottles, plant pots.

For details on what goes where, visit [circularmaterials.ca/NS](https://circularmaterials.ca/NS).

# Recyclable material list

## Containers






Material & examples	What to know	
	<p><b>Plastic film</b></p> <p>Plastic that can be stretched. Bags used for dry cleaning, bread, newspapers and flyers. Sandwich bags, freezer bags, shrink wrap.</p>	<ul style="list-style-type: none"><li><input checked="" type="checkbox"/> Empty.</li></ul>
	<p><b>Paper laminate packaging</b></p> <p>Spiral cans, cookie dough package, ice cream containers, and hot and cold beverage cups.</p>	<ul style="list-style-type: none"><li><input checked="" type="checkbox"/> Rinse and dry.</li><li><input checked="" type="checkbox"/> Remove lids.</li></ul>
	<p><b>Cartons</b></p> <p>Dairy and dairy substitute cartons, molasses and sugar cartons, laundry and cleaning cartons, soup and sauce cartons, coffee cartons.</p>	<ul style="list-style-type: none"><li><input checked="" type="checkbox"/> Rinse and dry.</li><li><input checked="" type="checkbox"/> Lids and caps on.</li></ul>

For details on what goes where, visit [circularmaterials.ca/NS](https://circularmaterials.ca/NS).

# Recyclable material list

## Containers




Material & examples	What to know	
	<p><b>Metal</b></p> <p>Food cans, metal lids, candle, cookie, coffee and tea tins.</p>	<p><input checked="" type="checkbox"/> Rinse and dry.</p>
	<p><b>Aluminum (foils and trays)</b></p> <p>Aluminum foil, pie plates, frozen food trays.</p>	<p><input checked="" type="checkbox"/> Empty.</p> <p><input checked="" type="checkbox"/> Ball up aluminum foil.</p>
	<p><b>Glass containers</b></p> <p>Clear and coloured glass. Food containers, jars and bottles. Cosmetic containers, spice bottles, oil and vinegar bottles.</p>	<p><input checked="" type="checkbox"/> Empty.</p> <p><input checked="" type="checkbox"/> Lids and caps off.</p>

For details on what goes where, visit [circularmaterials.ca/NS](https://circularmaterials.ca/NS).

# Recyclable material list

## Participating drop-off locations



Material & examples	What to know	
	<p><b>Aerosol containers</b></p> <p>Food spray, hairspray, air fresheners, shaving cream, deodorant.</p>	<ul style="list-style-type: none"><li><input checked="" type="checkbox"/> Empty.</li><li><input checked="" type="checkbox"/> Lids and caps on.</li></ul>
	<p><b>Flexible plastics</b></p> <p>Coffee or deli pouches, chip bags, bubble wrap, vacuum packaging, candy and snack wrappers, cereal liner bags, gift bags.</p>	<ul style="list-style-type: none"><li><input checked="" type="checkbox"/> Empty.</li></ul>
	<p><b>Foam packaging</b></p> <p>Meat trays, takeout containers, cups, plates, bowls, foam packaging.</p>	<ul style="list-style-type: none"><li><input checked="" type="checkbox"/> Empty.</li><li><input checked="" type="checkbox"/> Remove film wrap and absorbent pads from meat trays.</li></ul>

Find a participating drop-off location near you: [circularmaterials.ca/NSdepots](https://circularmaterials.ca/NSdepots)